
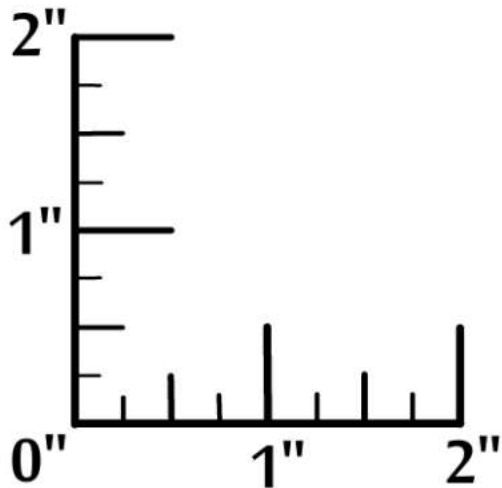


Pattern assembly template



Pattern assembly template

©2020 Tony Allen Bernier

For a complete breakdown of the process check out my YouTube channel. Type in Tony Allen Bernier to find my channel, or use this address: <https://www.youtube.com/channel/UCdQVdztUgpgR5aF2jgTu3A/videos> Make sure to click the video tab to see all my video's. Subscribe to my channel for updates on new and free patterns, giveaways, and instructional videos.

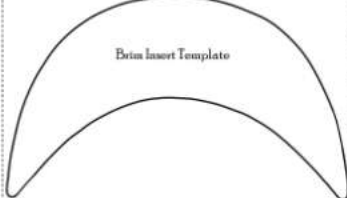
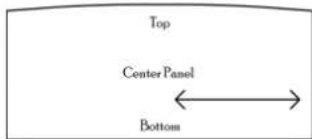
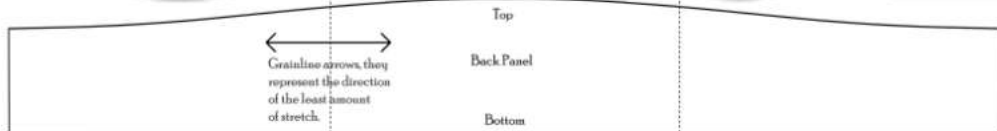
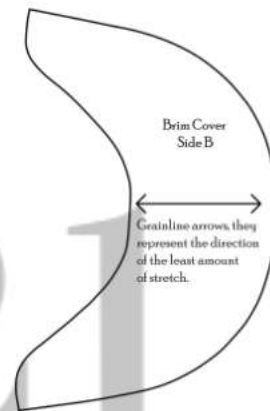
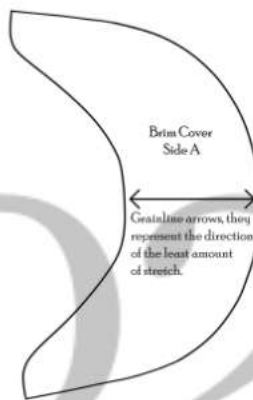
To print on a home printer select 100% or true to scale (depending on your printer/software). Another setting that sometimes gets overlooked is the poster setting. For some printers/software you'll need to select that as well so that all the pages get printed. You may also need to select "separate pages to multiple sheets" before you are allowed to select print at 100%. (When printing with A4 paper or in landscape printing with landscape 80% scaled it fits on one page.)

Copyright Notice

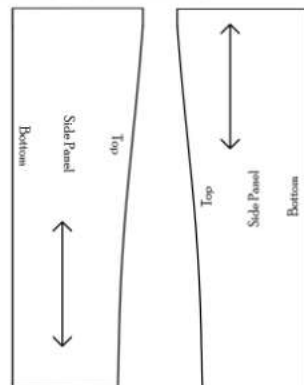
My patterns are not to be redistributed (sold or given) in any way shape or form. Except for the class rule written below. Or when a wholesale order has been accepted and terms have been agreed upon.

Any items made using my patterns may be sold through any form of shop, online or otherwise. For every 10 items sold for each separate pattern I require you to purchase an additional copy of the pattern to cover my designer copyrights. If you wish to use my patterns in a workshop/class you must purchase a copy of said pattern for each student attending plus one for the instructor. By purchasing this pattern you agree to the terms herein. If these rules are abused, actions will be taken.

www.Etsy.com/shop/TonyAllenBernier



Cut your 1" wide velcro strips to the length of this template.



©2020 Tony Allen Bernier

For a complete breakdown of the process check out my YouTube channel. Type in Tony Allen Bernier to find my channel, or use this address.

<https://www.youtube.com/channel/UCdQOVdzUtqzgRSxP2jpTu3A/videos>

Make sure to click the video tab to see all my video's. Subscribe to my channel for updates on new and free patterns, giveaways, and instructional videos.

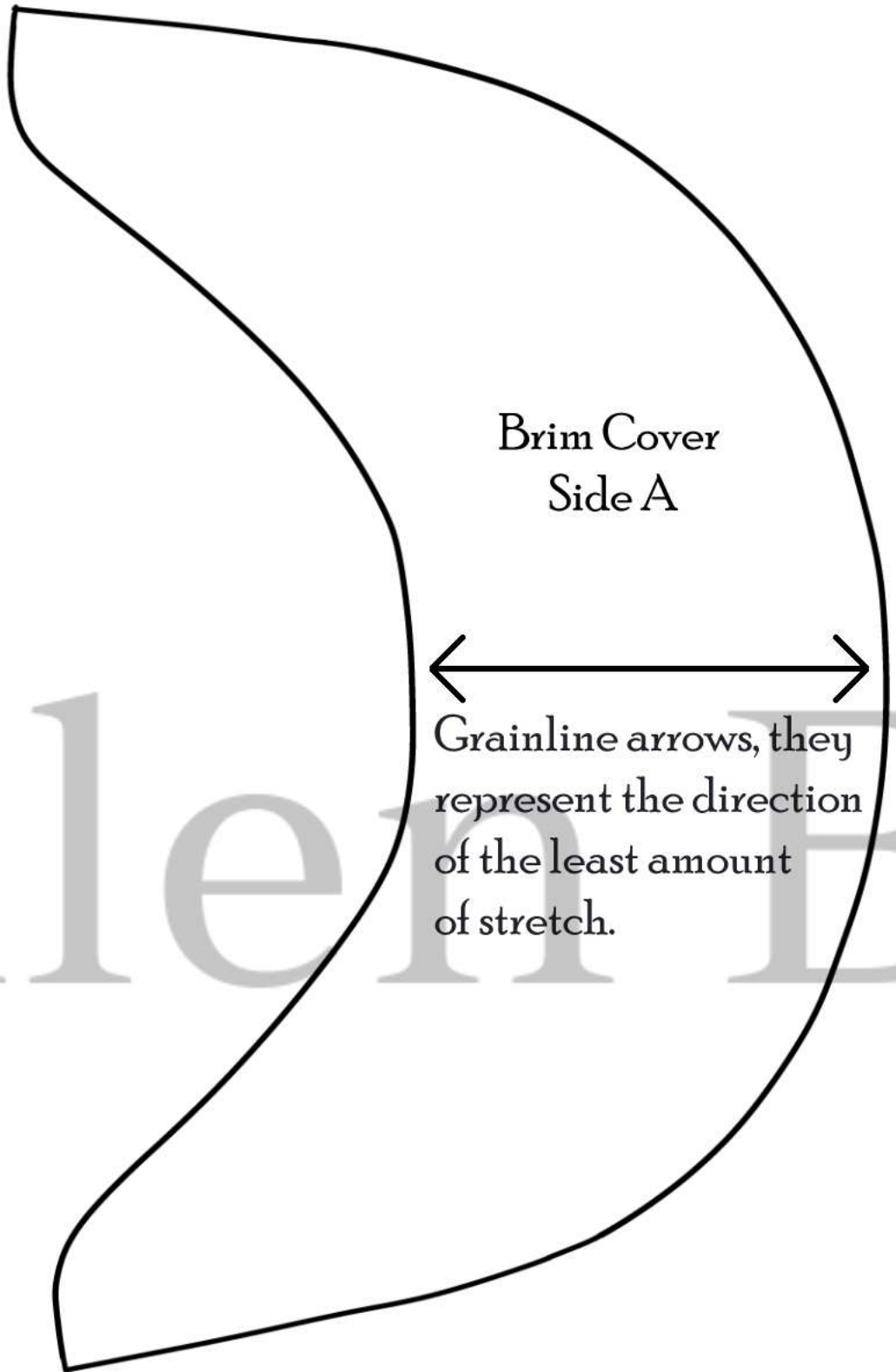
To print on a home printer select 100% or true to scale (depending on your printer/software). Another setting that sometimes gets overlooked is the poster setting. For some printers/software you'll need to select that as well so that all the pages get printed. You may also need to select "separate pages to multiple sheets" before you are allowed to select print at 100%.

(When printing with A4 printers I've been told printing with landscape 100% works if their are any issues.)

Copyright Notice

My patterns are not to be redistributed (sold or given) in any way shape or form. Except for the class rule written below, Or when a wholesale order has been accepted and terms have been agreed upon.

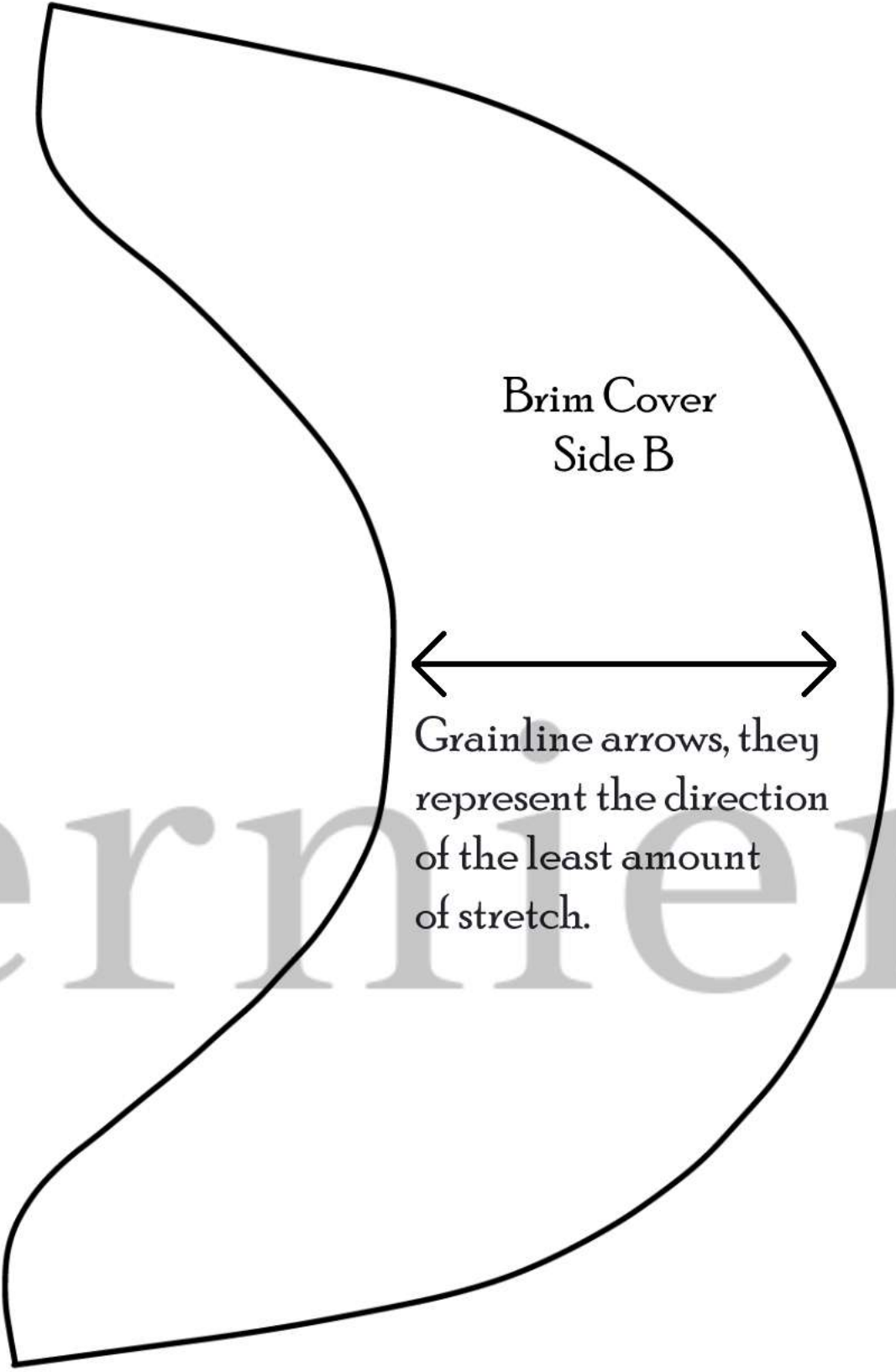
Any **Items** made using my patterns may be sold through any form of shop, online or otherwise. For every 10 items sold for each separate pattern I require you to purchase an additional copy of the pattern to cover my designer copyrights. If you wish to use my patterns in a workshop/class you must purchase a copy of said pattern for each student attending plus one for the instructor. By purchasing this pattern you agree to the terms herein. If these rules are abused, actions will be taken.



Brim Cover
Side A



Grainline arrows, they
represent the direction
of the least amount
of stretch.



Brim Cover
Side B



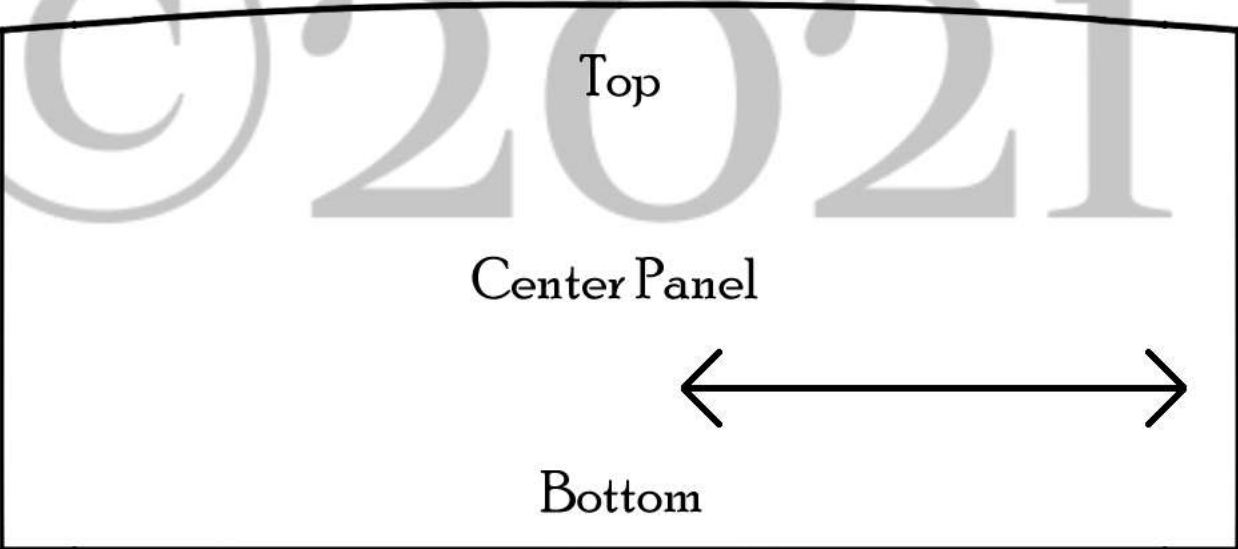
Grainline arrows, they represent the direction of the least amount of stretch.

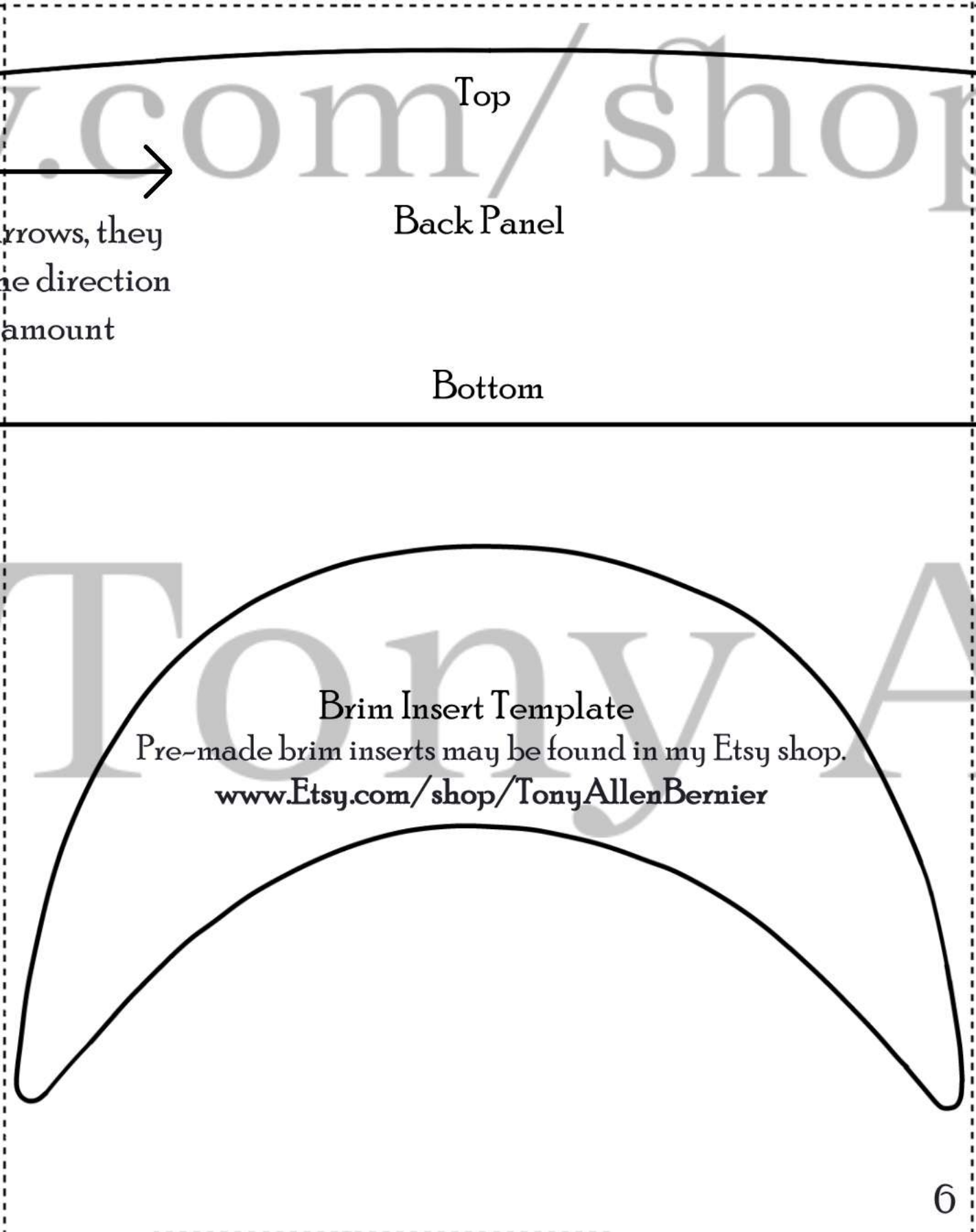
ermier

www.etsy



© 2021





Top

Back Panel

Bottom

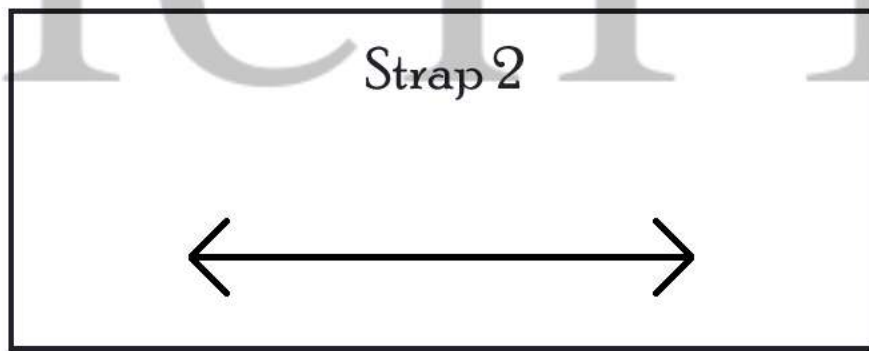
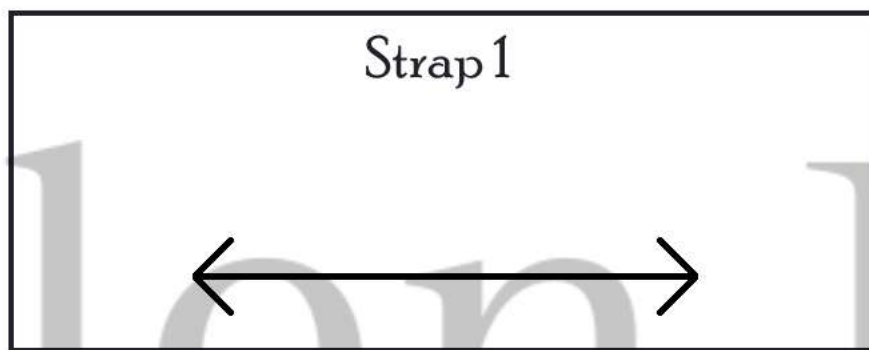
Brim Insert Template

Pre-made brim inserts may be found in my Etsy shop.

www.Etsy.com/shop/TonyAllenBernier

arrows, they
ne direction
amount

o/Tony Allen



Cut your 1" wide velcro strips to the length of this template.

